



MAGICTHEGATHERING.COM

ARTICLES

TOURNAMENTS

MAGIC ONLINE

Article Search ▾ →

# Gatherer Frequently Asked Questions

FAQ

Wednesday, September 22, 2004

## Questions



- [What is Gatherer?](#)
- [How do I use it?](#)
- [How do I use the card popup window?](#)
- [How do I search for all the elves, or another creature type?](#)
- [How do I search for all the cards illustrated by Ittoku, or another artist?](#)
- [Why isn't there a way to search by X?](#)
- [I have some other problem with Gatherer. How do I contact the people who can fix my problem?](#)
- [Who created Gatherer?](#)

(More questions will be added as they come up.)

## What is Gatherer?

Gatherer (<http://gatherer.wizards.com>) is Wizards of the Coast's searchable database of **Magic: The Gathering** cards. You can use it to:

- Look up the current wording of a card
- Find cards of a given color or creature type for your theme deck
- Search for cards illustrated by your favorite artist
- Determine format legality of any card
- Track the various printings of a card through **Magic's** history
- Search all **Magic** flavor text
- Get an export of the Oracle for a given format

...and many other uses. Go [try it out!](#)

## How do I use it?

Here's a step by step guide. But it's much easier to simply type something (say, "goblin") in the search box and fire away!

Gatherer's search interface looks like this:

| 1. Enter a search term                             | 2. Choose fields   | 3. Apply filters   | 4. Select output   | Go!   |
|--|--|--|--|---|
| <input type="text"/><br><i>Enter a search term</i> | <input checked="" type="checkbox"/> Search card name<br><input checked="" type="checkbox"/> Search rules text<br><input checked="" type="checkbox"/> Search card type<br><input type="checkbox"/> Search flavor text<br><input type="checkbox"/> Search artist | All sets<br><i>Filter by format or set</i><br>All colors<br><i>Filter by color</i> | Summary view<br><i>Select output type</i><br>Sort by card name<br><i>Select sort order</i> | <input type="button" value="SEARCH GATHERER"/><br>(Clear) |

Gatherer's search interface

### 1. Enter a search term

The first step of searching Gatherer is "1. Enter a search term." Here you specify a word, a part of a word, or a phrase that you want Gatherer to search for. Type the search term into the text box.

Examples: You might type *goblin* to search for goblins and goblin-related cards. Or *circle of protection* to search for the Circles of Protection. Or *bushido* to find cards with the bushido ability. Or *christopher rush* (along with checking "Search artist") to find cards illustrated by Christopher Rush.

**Tip:** Search terms are not case sensitive: *NaTuRaLiZe* works as well as *naturalize* or *Naturalize*.

**Tip:** Gatherer matches parts of words in addition to full words: *natur* will match *Nature's Resurgence*, *Naturalize*, and *Commune with Nature*, among others.

## 2. Choose fields

You can select what parts of cards you want Gatherer to search in the "2. Choose fields" step. Check the boxes next to the fields you'd like to search.



- Search card name: Gatherer looks for the search term among the names of the cards.
- Search rules text: Gatherer looks for the search term in the rules text of the cards.
- Search card type: Gatherer looks for the search term on the type line of the cards.
- Search flavor text: Gatherer looks for the search term in the flavor text of the cards.
- Search artist: Gatherer looks for the search term in the artist credit line of the cards.

Check as many fields as you like, in any combination. You must check at least one of the fields for Gatherer to return any results.

**Tip:** By default, Gatherer searches card name, rules text and card type, since these fields hold the information that players search for most of the time.

## 3. Apply filters

You can limit the group of cards that Gatherer searches in the "3. Apply filters" step. Do this by selecting items in the two drop-down lists.



The first drop-down list allows you to limit searches to cards in a particular tournament format or **Magic** set.

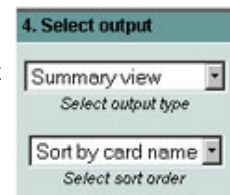
Examples: Select "Standard" to search only cards legal in the Standard format. Select "Champions of Kamigawa" to search only the cards in the *Champions of Kamigawa* set.

The second drop-down list allows you to limit searches by color.

Examples: Select "Green" to search only green cards (which includes multicolor cards that have green as one of their colors). Select "Land" to search for colorless cards that have "Land" in their type line.

## 4. Select output

Tell Gatherer how to provide the search results in the "4. Select output" step. Do this by selecting items in the two drop-down lists.



The first drop-down list determines the type of output.

- Summary view: A table of results including the card name, mana cost, type, power/toughness and versions of the card. This is the default output type.
- Full spoiler view: A table of results that includes the cards' rules text in addition to the fields in the summary view.
- Text spoiler view: A printer-friendly, text-format list of results with the same information of the full spoiler view.
- Text checklist view: A quick text checklist for collectors.

- Oracle spoiler view: A handy [Oracle](#) reference for tournament players and judges.

The second drop-down list determines the order in which the results appear.

- Sort by card name: Sorts the results alphabetically by the names of the cards. This is the default sort order.
- Sort by mana cost: Sorts the results by mana cost, from cheapest to most expensive.
- Sort by card type: Sorts the results alphabetically by the type lines of the cards. This is useful to group creatures of the same type together in your search.
- Sort by power and Sort by toughness: Sorts the results numerically by either power or toughness, lowest to highest. Cards without a power or toughness appear first.

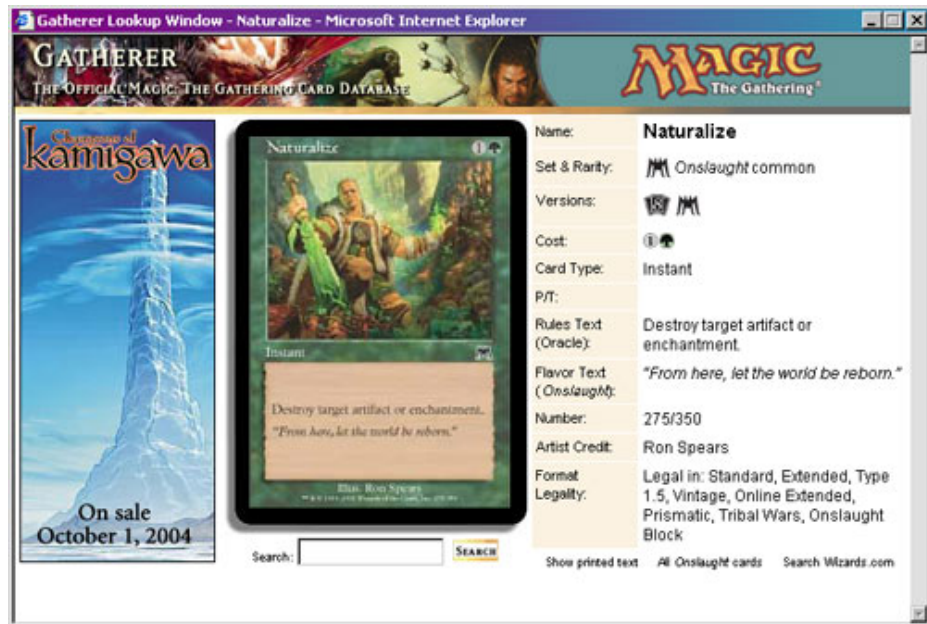
**Tip:** The text shown in all the search results views are the Oracle text for those cards, if available. Non-tournament legal cards show their text as printed.

**Go!**

Click the "Search Gatherer" button to begin your search. You'll see a list of results that match your search criteria. Click on the name of a card or on its expansion symbol to launch a window of details about that card.

## How do I use the card popup window?

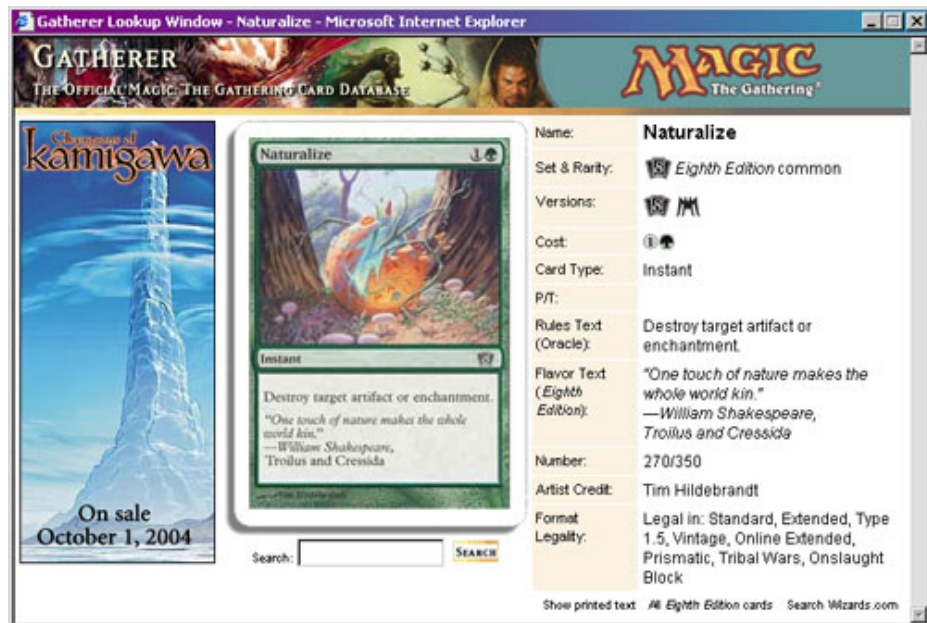
After you search for cards in the "Summary view" or "Full spoiler view," click the name or expansion symbol of a card in the search results. (If you are running a popup blocker, you may need to hold down CTRL when you click the link.) That will launch the card popup window:



*Gatherer's card popup window*

The popup window shows a picture of the card and all the information about it.

**Tip:** If the card has multiple printings, you can click on the other expansion symbols next to "Versions" to see other versions of the card.



After clicking on the Eighth Edition expansion symbol

**Tip:** Some of the information on the card popup window is clickable. Click on the artist's name to see a list of cards illustrated by that artist. Click on the name of a format (Standard, Vintage, etc.) to go to a page of information about that format. Click on "Search Wizards.com" to find articles and information that mention the card you're viewing.

## How do I search for all the elves, or another creature type?

Type "elf" as the search term, and uncheck all of the fields under "2. Choose fields" except for "Search card type." Then hit Search Gatherer. [Click here](#) to see the results of this search.

## How do I search for all the cards illustrated by Ittoku, or another artist?

Type "ittoku" as the search term, and uncheck all of the fields under "2. Choose fields" except for "Search artist." Then hit Search Gatherer. [Click here](#) to see the results of this search.

## Why isn't there a way to search by X?

Gatherer was designed to provide a maximum of flexibility while preserving a simple search interface. It's true that the search lacks some of the advanced features of *Magic Online's* card search or some other web databases. But we think you'll find Gatherer is the most intuitive and easy-to-use web-based **Magic** card database out there. (We should know -- some Wizards employees have been using Gatherer internally since summer of 2003.)

That said, this is just Gatherer's first iteration. Your questions, comments and *usage* of Gatherer will help us analyze what your needs and desires are. Like any other part of **magicthegathering.com**, we love your feedback and use it to inform our design decisions.

## I have some other problem with Gatherer. How do I contact the people who can fix my problem?

You can do one of two things:

1. [Post on the message boards about Gatherer](#), or
2. [Send an email to the Gatherer Team](#).

Note: while you may not receive a reply, your message will be read and your feedback *will* contribute to the improvement of Gatherer.

---

## Who created Gatherer?

Gatherer's interface and basic functionality was created by **magicthegathering.com** web developer Doug Beyer with help from the Wizards of the Coast Multiverse Team. The data on the backend is derived from Multiverse, the Wizards of the Coast internal card database, maintained Wizards' Technical Services and R&D teams. The graphics in Gatherer's interface were created by Jen Page.

[WHAT'S NEW](#) [CORPORATE INFO](#) [WHERE TO BUY](#) [INTERNATIONAL](#) [SUPPORT](#) [SITEMAP](#) [PRODUCTS](#)

© 1995-2004 Wizards of the Coast, Inc., a subsidiary of Hasbro, Inc. All Rights Reserved.  
Wizards is headquartered in Renton, Washington, PO Box 707, Renton, WA 98057.  
[PRIVACY STATEMENT](#)